

If you have any questions, please contact me at jamie@teachmommyteach.com

Thank you for downloading!

You May:

- use these resources in your own home or classroom for non-commercial use.
- print as many copies as you would like.
- share the website link, <https://teachmommyteach.com/>, where this printable can be found, so that others can download the file.

You May NOT:

- sell, give away, or share a printed copy. Each person should download separately and print.
- print out a copy for multiple teachers, as in an entire school, co-op, or other group. Each teacher should download separately and print.
- link directly to the pdf. Instead, link to the page on <https://teachmommyteach.com/> or <https://teacherspayteacher.com/> where you found the download.
- claim this or any part of this printable as your own.
- alter this printable and claim it as your own.
- host any of the files on your personal or other websites that can be shared with others.
- Upload this resource to any file sharing sites

Credits!! Thank you Speaking of Images and Open Clipart!



<https://www.teacherspayteachers.com/Store/Speaking-Of-Images>



<https://openclipart.org/>

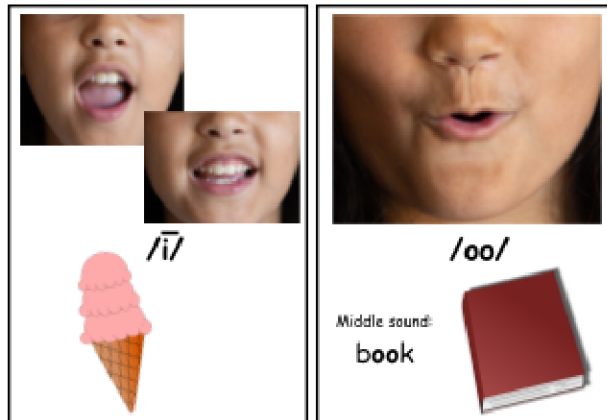
Set 3 Book 8: Bed Bugs

Pre-Reading Worksheets


Your child will learn that **IGH** represents the **long i sound**. Your child will also review the **-ed ending**. Your child will review the sight words *head, good, were, Mama, and Papa*. Your child will review *don't* is a contraction for *do not*. Your child will be introduced to the **ING** ending.

Name: _____

IGH represents the **long i sound**. Practice saying the **long i sound** using the picture of the mouth below. **OO** can represent the **oo sound**. Practice saying the **oo sound** using the picture of the mouth below.



Sound out the following word. Remember the **igh** will represent the **long i sound**. Remember that **OO** represents the **oo sound**.

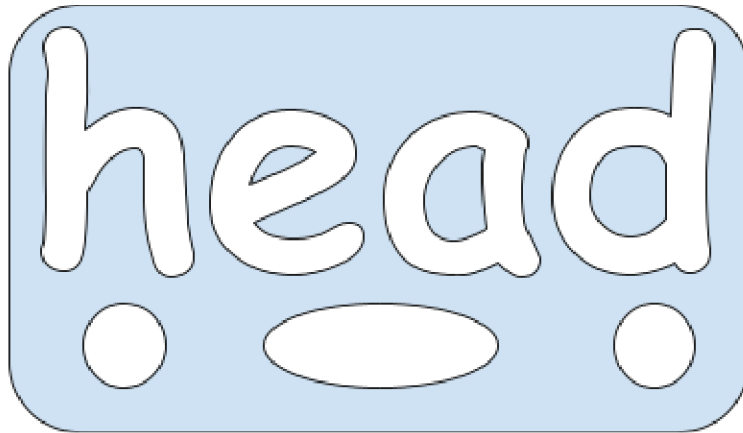


Read the sentences below.


Good night! Sleep tight!

Name: _____

EA can represent a **long e sound** or a **short e sound**. In the following word, the **short e sound** will be used. Have an adult help you read the word. Then you read the word. Then color the EA to help you remember it will represent a **short e sound** in the word head.



Color a picture of the head.



Read the following sentences.

Put your head on the bed. Good night! Sleep tight!

Name: _____


Were can be a difficult word to sound out. The **ER** represents the **er** sound. The **E** is silent.



Read the following silly sentences.

**You were upset all day! Put your head on the bed.
Good night! Sleep tight!**

Color all of the words **were**.



Name: _____

The words **Mama** and **Papa** can be difficult to sound out because the first **a** in each word represents the **short o sound**. The last **a** in each word represents the **schwa a sound**. Practice reading the words **mama** and **papa** below.

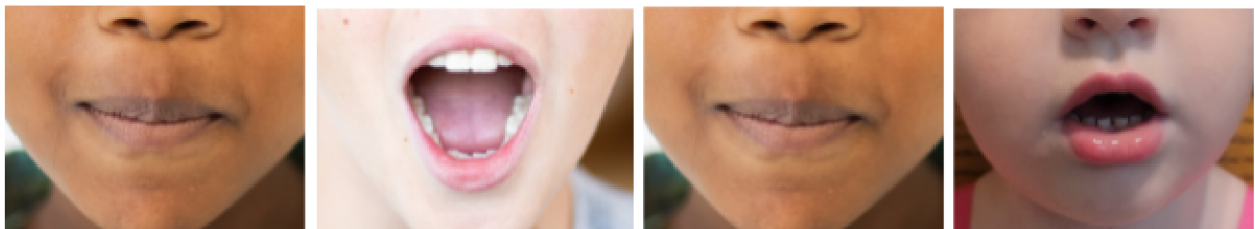


m

a

m

a



p

a

p

a

Read the following silly sentences.

"You were upset all day," said Mama.

"Put your head on the bed," said Papa.

"Good night!" said Mama.

"Sleep tight!" said Papa.

Name: _____

A contraction is a shortened version of one or two words. You use an apostrophe to take the place of one or more letters in the word. Below are some contractions. Can you circle the apostrophe in the contractions? Can you place an X over the letter it replaced?

Let us = Let's

Do not = Don't

Read the following silly sentences.

"I don't want to go to bed," said the kid.

"You were upset all day," said Mama.

"I don't want to go to bed," said the kid.

"Put your head on the bed," said Papa.

"I don't want to go to bed," said the kid.

"Good night!" said Mama.

"I don't want to go to bed," said the kid.

"Sleep tight!" said Papa.

"I don't want to go to bed," said the kid.

Mama and Papa left.






"I want to go to bed now," said the kid.

Name: _____

ING is an ending we put on action words that are happening right now. Practice saying the sounds that are heard in **ING**.

The **I** represents the **e** sound.

The **ng** represents the **ng** sound.

 <p>/ē/</p> 	 <p>/ng/ </p> <p>Ending sound: swing</p> 
---	---

Circle the **ING** in each word. Read each word. Then do what each word says.

Jumping

Hopping

Stomping

Spinning

Clapping

Snapping

Patting

Stopping

Set 3 Book 8:
Bed Bugs

Extra Practice
Post-Reading Worksheets

Name: _____

Read the following short story. Circle every word with an **ING** ending.

Mama and Papa were dancing.

The kids were clapping.

The dog was wagging.

The cat was napping.

**Mama, Papa, the kids, the dog, and the cat
were happy!**